



# HELP GUIDE

# REQUEST AND MANAGE AUTHORISATIONS

Parliamentarians can delegate specific authorisations to their staff, such as approving staff leave or travel expenses and access to expenditure reporting or budget information.

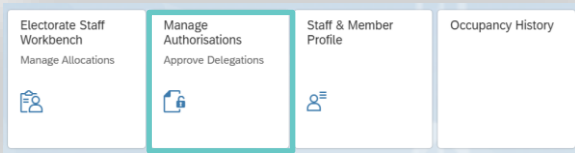
By default, parliamentarians have all authorisations, and MOP(S) Act staff have no authorisations. Without additional authorisations staff can still perform basic functions, such as creating office and travel expenses.

The instructions below explain how to request and manage authorisations, and the following pages outline the different authorisations available.

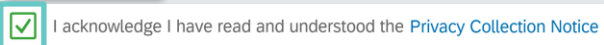
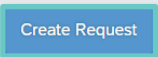
## Request authorisation/s for staff

Authorisations can be initiated by Parliamentarians or MOP(S) Act Staff. Staff can request authorisations for themselves or for another staff member. Multiple requests can be made in the same submission. **Only Parliamentarians can approve authorisation requests.**

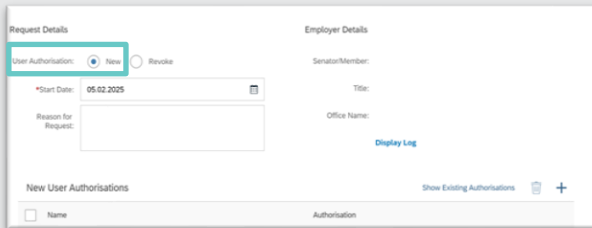
1. Log into PEMS and select the **Manage Authorisations** tile.



2. Click **Create Request** at the bottom of the screen. Agree to the Terms and Conditions on the next page.



3. A request details form will appear. Ensure the User Authorisation is set to **New**.



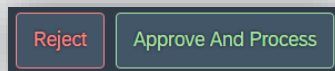
4. Select the access start date and enter the reason for the authorisation request.
5. Click the plus '+' icon to add the user/s (multiple can be added).
6. Select required authorisations (multiple can be added - see the list of authorisations on the following pages).
7. Parliamentarians, click the **Approve And Process** button. Staff, click the **Submit** button.

## Approve/Reject or cancel requests

1. From the **Manage Authorisations** tile, click on the relevant record and review the request.

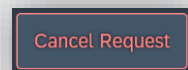
Request Id	Description	Requestor	Requested Start Date	Status	Approver	Days Elapsed	Created On
100000321	Request for New Authorisation	Jarrod Greaney	17.01.2025	Processed	Ryan Davies Davies	19 days ago	17.01.2025
100000322	Request for New Authorisation	Jarrod Greaney	17.01.2025	Rejected	Ryan Davies Davies	19 days ago	17.01.2025
100000318	Request to Revoke Authorisation	Jarrod Greaney	08.01.2025	Pending Approval	Ryan Davies Davies	28 days ago	08.01.2025
100000289	Request for New Authorisation	Jarrod Greaney	16.10.2024	Processed	Ryan Davies Davies	56 days ago	16.10.2024

2. Parliamentarians can either **Reject** or **Approve And Process** the authorisation request.



*Note: Parliamentarians have authority to make and approve their own requests.*

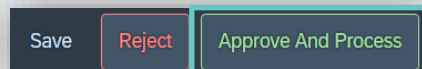
3. Staff can cancel a request by clicking **Cancel Request**.








## Revoke access








Authorisations can be revoked by the Parliamentarian only.


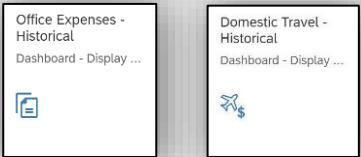
1. From the **Manage Authorisations** tile, click **Create Request** and agree to the Terms and Conditions.
2. Ensure the User Authorisation is set to **Revoke**.
3. Select the start date and enter the reason for the revocation.
4. Click the plus '+' icon to add the user/s and authorisation/s to revoke.
5. Click **Approve And Process**.



AUTHORISATION NAME	PEMS TILE OR WEB LINK	
<p><b>Appoint/Engage Staff</b></p>	<p>Appoint staff (authorise new ongoing, non-ongoing or casual employment agreements, or promote staff to a higher classification), vary hours of duty, and change funding arrangements.</p> <p><b>PEMS:</b> View staffing information using the 'Electorate Staff Workbench' tile.</p> <p>Note:</p> <ul style="list-style-type: none"> <li>• Above tasks require submitting webforms to HR (see MaPS website links).</li> <li>• By default, Appoint/Engage Staff also provides authorisation to approve a Record of Hours for a casual employee, and Allocate Electorate Staff Allowance.</li> </ul>	 <p><b>Read-only tile</b></p> <p>MaPS website link:</p> <ul style="list-style-type: none"> <li>• <a href="#">Employing a casual employee</a></li> <li>• <a href="#">Employing a non-ongoing employee</a></li> <li>• <a href="#">Employing an ongoing employee</a></li> <li>• <a href="#">Variation to an existing employment agreement</a></li> </ul>
<p><b>Approve Casual Hours</b></p>	<p>Approve a Record of Hours for a casual employee.</p> <p>Note: This does not provide authorisation to engage a casual employee.</p>	<p>MaPS website link:</p> <ul style="list-style-type: none"> <li>• <a href="#">Casual Record of Hours Form</a></li> </ul>
<p><b>Approve Higher Duties</b></p>	<p>Approve higher duties (temporary progression).</p> <p>Note: Above tasks require submitting webforms to HR (see MaPS website links).</p>	<p>MaPS website link:</p> <ul style="list-style-type: none"> <li>• <a href="#">Variation to an existing employment agreement</a></li> </ul>
<p><b>Withhold Increment</b></p>	<p>Withhold the <b>1 July salary increment</b> for eligible employees.</p>	<p>Contact: <a href="mailto:mpshelp@finance.gov.au">mpshelp@finance.gov.au</a></p>
<p><b>Approve Competency Advancement</b></p>	<p>Approve a competency advancement for an electorate officer, such as from electorate officer A (EOA) to electorate officer B (EOB), or EOB to electorate officer C (EOC).</p> <p>Note: Above tasks require submitting webforms to HR (see MaPS website links).</p>	<p>MaPS website link:</p> <ul style="list-style-type: none"> <li>• <a href="#">Competency assessment - from Electorate Officer A to Electorate Officer B</a></li> <li>• <a href="#">Competency assessment – from Electorate Officer B to Electorate Officer C</a></li> </ul>
<p><b>Approve Salary Advancement</b></p>	<p>Approve a salary advancement within an employee's classification.</p> <p>Note: Above tasks require submitting webforms to HR (see MaPS website links).</p>	<p>MaPS website link:</p> <ul style="list-style-type: none"> <li>• <a href="#">Variation to an existing employment agreement</a></li> </ul>

AUTHORISATION NAME	PEMS TILE OR WEB LINK	
<p><b>Allocate Electorate Staff Allowance</b></p>	<p>Allocate/educate Electorate Staff Allowance (ESA).</p> <p><b>PEMS:</b> View ESA allocations, NTA and staffing information using the 'Electorate Staff Workbench' tile.</p> <p>Note:</p> <ul style="list-style-type: none"> <li>• Above tasks require submitting webforms to HR (see MaPS website links).</li> <li>• This does not provide authorisation to appoint/engage an employee.</li> </ul>	 <p><b>Read-only tile</b></p> <p>MaPS website link:</p> <ul style="list-style-type: none"> <li>• <a href="#">Electorate staff allowance allocation</a></li> </ul>
<p><b>Approve Relocation</b></p>	<p>Approve relocation expenses for ongoing staff.</p>	<p>MaPS website link:</p> <ul style="list-style-type: none"> <li>• <a href="#">Relocation of MOP(S) Act employees</a></li> <li>• <a href="#">Claim for reimbursement of relocation expenses forms</a></li> </ul>
<p><b>Terminate Employment</b></p>	<p>Terminate employment.</p>	<p>MaPS website link:</p> <ul style="list-style-type: none"> <li>• <a href="#">Termination of employment</a></li> </ul>
<p><b>Recommend Studies Assistance /Ad Hoc Training</b></p>	<p>Approve studies assistance/ad hoc training applications.</p>	<p>PWSS website link:</p> <ul style="list-style-type: none"> <li>• <a href="#">Studies assistance and study leave application</a></li> </ul>
<p><b>Agree to Time Off in Lieu (TOIL)</b></p>	<p>Approve TOIL arrangements for staff.</p>	<p>TOIL is an internal office arrangement.</p>
<p><b>Approve Leave</b></p>	<p><b>PEMS:</b> Approve staff leave using 'Approve Leave Requests' tile.</p> <p><b>PEMS:</b> View staff leave using 'Team Calendar' and 'Staff Leave' tiles.</p> <p>Note: Certain types of leave must be submitted to MaPS for approval – e.g. maternity leave, supporting partner leave, long service leave and some miscellaneous leave.</p> <p>Note: Above tasks require submitting webforms to HR (see MaPS website links).</p>	  <p><b>Read-only tiles</b></p>  <p>MaPS website link:</p> <ul style="list-style-type: none"> <li>• <a href="#">Maternity leave application</a></li> <li>• <a href="#">Long service leave application</a></li> </ul>

AUTHORISATION NAME	PEMS TILE OR WEB LINK	
<p><b>Access Staff Details</b></p>	<p><b>PEMS:</b> View staff details (including classification, salary point, allowances, work-pattern, leave history and balances) using the:</p> <ul style="list-style-type: none"> <li>• ‘Staff Leave’ tile – View staff entitlements and historical leave requests.</li> <li>• ‘Team Calendar’ tile – View summary of your team’s leave, public holidays, non-working days, etc.</li> <li>• ‘Electorate Staff Workbench’ tile – View staffing allocations, office structure and ESA levels.</li> </ul> <p>× PEMS: Does not enable the officer to vary/approve any changes to employment or to view private employee information.</p>	<div data-bbox="982 302 1136 457"> <p>Electorate Staff Workbench Manage Allocations</p>  </div> <div data-bbox="1186 302 1340 457"> <p>Staff Leave Display details for le...</p>  </div> <div data-bbox="982 488 1136 644"> <p>Team Calendar Displays Team Calen...</p>  </div> <p><b>Read-only tiles</b></p>
<p><b>View Senator or Members Budgets</b></p>	<p><b>PEMS:</b> View and export usage against all parliamentarian’s budgets (including relief staff expenditure against the Electorate Support Budget) using the ‘Reporting – Office Information’ tile.</p> <p><b>PEMS:</b> View all claims and transactions using the ‘Office Expenses’ tile.</p> <p><b>PEMS:</b> View domestic travel claims and transactions using the ‘Travel Expenses’ tile.</p>	<div data-bbox="982 878 1136 1033"> <p>Reporting – Office Information</p>  </div> <div data-bbox="1186 878 1340 1033"> <p>Office Expenses Create/Manage Claims</p>  <p><b>40</b> Awaiting Action</p> </div> <div data-bbox="982 1058 1136 1214"> <p>Travel Expenses Create/Manage Claims</p>  <p><b>34</b> Awaiting Action</p> </div>
<p><b>View Expenditure Reports</b></p>	<p><b>PEMS:</b> View details of all expenses paid, invoices raised and repayments received for the office within the reporting period using ‘Certify Expenditure Reports’ tile.</p> <p><b>PEMS:</b> Access to hyperlinks to view additional details of</p> <ul style="list-style-type: none"> <li>• The officer’s expenses paid, invoices raised and repayments made.</li> <li>• Expenses created by the officer on behalf of their parliamentarian or another officer.</li> </ul> <p>× PEMS: Does not enable the officer to use hyperlinks to view additional details of invoices or repayments for their parliamentarian or other officers</p> <p><b>Important:</b> For access to hyperlinks to view additional details of all expenses for their parliamentarian or other officers ‘View Senator or Members budgets’ authorisation is also required. Refer to ‘View Senator or Members budgets’ listed above.</p>	<div data-bbox="982 1369 1136 1524"> <p>Certify Expenditure Reports Review/Certify Expen...</p>  <p><b>19</b> Awaiting Action</p> </div>

AUTHORISATION NAME	PEMS TILE OR WEB LINK
<b>Approve Travel</b>	<p><b>PEMS:</b> Approve travel claims using: Approve Expense Claims tile.</p> <p>Approve MoPS Act staff travel related forms.</p>
<b>Receive personal advice IPEA Act s12(1C)</b>	<p>Seek and receive personal travel advice on behalf of your parliamentarian.</p>
<b>Authorise loss or damage claims to employee property</b>	<p>Approve lost/damaged property claims for staff.</p>
<b>Office Manager</b>	<p><b>PEMS:</b> View access to:</p> <ul style="list-style-type: none"> <li>• 'Domestic Travel - Historical' tile – Display Travel claims between 1 Jul 2018 and 30 Jun 2022.</li> <li>• 'Office Expenses - Historical' tile – Display Office claims between 1 Jul 2018 and 30 Jun 2022.</li> </ul>
 <p>IPEA website link:</p> <ul style="list-style-type: none"> <li>• <a href="#">Travel forms &gt; MOP(S) Act staff</a></li> </ul>	<p>IPEA website link:</p> <ul style="list-style-type: none"> <li>• <a href="#">Personal advice</a></li> </ul>
<p>MaPS website link:</p> <ul style="list-style-type: none"> <li>• <a href="#">Claim for loss or damage to clothing or personal effects</a></li> </ul>	 <p><b>Read-only tiles</b></p>

## For further information or support: MaPS

Non-travel related work expenses and HR services and advice.



[maps.finance.gov.au](http://maps.finance.gov.au)

## IPEA

Travel related advice, travel claim or reporting relating to parliamentarians and their employees.



[ipea.gov.au](http://ipea.gov.au)