



## Fact Sheet 7 – Logging on to CARS mobile app

### CARS mobile app

CARS has a mobile application to manage your COMCAR bookings.

You need to have registered and received your password before you can log on to CARS.

To download and log on to the **CARS mobile app** follow these steps:

### Mobile device requirements

The CARS mobile app works on mobile devices across the iOS (Apple) and Android platforms.

The minimum smartphone requirements are as follows:



- iPhone 5 with iOS 10
- Android, version 6

### Downloading and setting up the CARS app

The CARS app is available for download for both Android and iOS (Apple).

**Note:** Downloading and setup of the CARS mobile app is a one-off process from either the App Store (iPhone) or the Google Play Store (Android).




### Download for Android

1. Open the Play Store  on your device.
2. Search for **MyLimo247**.
3. Select the **MyLimo247** App. 
4. Tap **Install**.
5. Follow the onscreen instructions to complete the download.

**Tip:** During the download process, **allow** access to location services for easier booking of trips. However, the mobile app does not track user-location data.

6. Once downloaded, you will receive a prompt to open the app, select **Open**.

## Download for iOS (Apple)

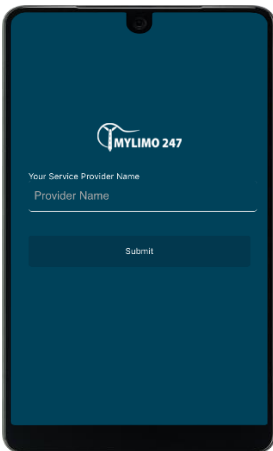
1. Open the Apple App Store  on your device.
2. Search for **MyLimo247**.
3. Select the **MyLimo247**App. 
4. The app's product page displays. Tap **Get**.
5. You may need to sign in with your Apple ID and password. Enter these details where prompted.  
The app downloads and a shortcut displays on your phone. 
6. Select the shortcut to open the app.

## Finalising the CARS set up

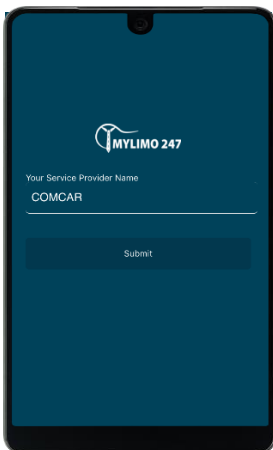
To finalise the set up in Android or iOS (Apple) follow these steps:

1. Select the **MyLimo247** app 

The MyLimo247 screen displays.



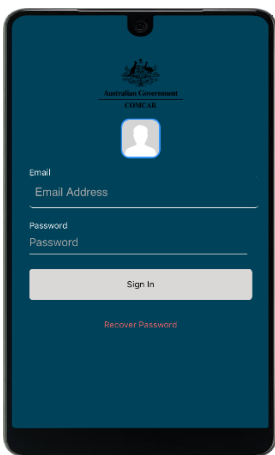
2. Enter Service Provider name – COMCAR. Select **Submit**.



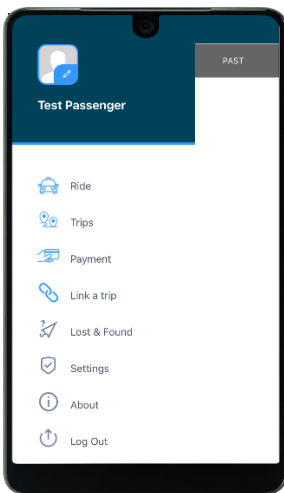
3. Enter the email address you provided and password. Select **Sign In**.

Usually this email address will be your **gov.au** address.

Your password will be sent to you as part of the account set-up process.



4. The menu page displays. You are now ready to start using the CARS app.



**For more information:**

COMCAR Client Liaison Manager  
(02) 6215 1617  
COMCAR@finance.gov.au